

# Kentucky High School Athletic Association

To: Superintendent, Principal, and Athletic Director

From: Louis Stout, Commissioner  
Brigid L. DeVries, Executive Assistant Commissioner


Date: May 29, 2002

Subject: 2001-2002 Annual Report Forms Submission

School: Johnson Central High School

Enclosed please find a copy of Form T-65, The 2001-2002 Annual Report Forms Checklist. In addition, you may find an attachment with corrected copies of the forms submitted by your school personnel. Please review this information so the forms can be completed accurately in the future. Also, KHSAA Audit Staff may have requested a re-submission of some of the 2001-2002 Annual Report Forms or need additional information on your athletic programs. Please submit this information by the date requested if this is applicable. Copies and all KHSAA Title IX documents must be kept current and included in your permanent Title IX File at the school. All documents are subject to Open Records Requests.

Should you need any further information, please do not hesitate to call anytime.



Memo

To: KHSAA Member School Superintendents, Principals, and Athletic Directors

From: Louis Stout, Commissioner  
Brigid L. Devries, Executive Assistant Commissioner

Date: May 27, 2002

Re: 2002 Title IX Forms Submission

School	Johnson Central	Reviewed by	Phyllis Catlett
--------	-----------------	-------------	-----------------

The following is a status report regarding the required 2001 - 2002 Title IX submission of forms due in to the KHSAA office by April 15, 2002. Appropriate audit personnel have reviewed these forms and the following is a summary of this review.



I. Checklist of Forms properly submitted in a satisfactory manner:

<input checked="" type="checkbox"/>	GE 19 (Annual Verification)	<input checked="" type="checkbox"/>	T-35 (Budget Expenses)
<input checked="" type="checkbox"/>	T-1 (Summary Program Chart 1)	<input checked="" type="checkbox"/>	T-36 (Budget Expenses)
<input checked="" type="checkbox"/>	T-2 (Summary Program Chart 2)	<input checked="" type="checkbox"/>	T-41 (Checklist – Overall Interscholastic Program)
<input checked="" type="checkbox"/>	T-3 (Summary Program Chart 3)	<input checked="" type="checkbox"/>	T-60 (Corrective Action Plan)
<input checked="" type="checkbox"/>	T-4 (Summary Program Chart 4)	<input checked="" type="checkbox"/>	T-63 (Interscholastic Survey Results)

II. Status

A.	<input checked="" type="checkbox"/>	2001 – 2002 Forms are satisfactory and no further information or action is necessary at this time.
B.		Errors have been noted with respect to the following forms and corrected copies are being returned to you for placement in your Title IX file to ensure proper submission in the future.
C.		The following forms were omitted and must be submitted by school representatives.
D.	<input checked="" type="checkbox"/>	Other Recommendation and Comments:
		It was noted that only 27% of your student population responded to the survey. The school is urged to develop a better method for administering the survey in order to obtain a greater student response. It is suggested that students in grades 8-11 be surveyed rather than students in grades 9-12.

APR 15 2002





# KENTUCKY HIGH SCHOOL ATHLETIC ASSOCIATION

## TITLE IX

### MEMBER SCHOOLS 2001-2002 ANNUAL REPORT FORMS

Submit to KHSAA  
By April 15, 2002





Kentucky High School Athletic Association

APR 15 2002

**2001-2002 KENTUCKY HIGH SCHOOL ATHLETIC ASSOCIATION  
ANNUAL VERIFICATION OF TITLE IX PROCEDURES  
(To be submitted by April 15, 2002 along with other required forms)**

The Johnson Central High School, Paintsville, Kentucky  
(Name of High School) (City)

certifies to the Kentucky High School Athletic Association that the following is an accurate and true representation of the facts surrounding compliance with Title 20, U.S.C. Titles 1681-1688, et. Seq. (also known as Title IX)

**I certify the following provisions in accordance with records at the school contained in the permanent Title IX file, and to the best of my knowledge have completed the following tasks. (All boxes must be checked)**

- Established a gender equity committee at the high school. (list committee personnel and provide attachment if necessary)

Name	Address	Phone	Title
See Attached Sheet			

- Scheduled a minimum of three meetings during the 2001-2002 school year on the following dates:  
November 12, 2001  
April 12, 2002  
June 10, 2002 (Scheduled)

- Designated the following person(s) as the Title IX coordinator for the school/district:

<u>Harry Burchett, Assistant Principal + AD</u>	<u>257 North Mayo Trail</u>	<u>Paintsville, KY</u>	<u>(606) 789-2500</u>
Name	Title	Address	Phone

- School personnel are continuing to make periodic reviews of the boys and girls athletics program reflected in the Corrective Action Plan.

- In addition to the above information, the above referenced school maintains a complete permanent file relative to Title IX records including copies of the self-assessment audit, all corrective action plans, and other related materials.

Steve Trinkle  
Principal's Signature

April 8, 2002  
Date

C.H. Hamlett  
Superintendent Signature

L.K. Bell  
School Board Chairpersons' Signature

(Send original copy to KHSAA - Maintain duplicate in Title IX school folder)

**2001-02 Gender Equity Committee**  
**Johnson Central High School/Johnson County**

Chairperson: Harry E. Burchett

Girls' Coaching Staff Representatives: Phillip Wireman  
Lisa Wireman

Boys' Coaching Staff Representative: Darren Gamble

District Title IX Resource Person: Carol Sturgill

School Board Member: Danny Joe Daniels

School Board Attorney: Mike Schmitt

School Curriculum/Counseling: Charlotte Dockery

Parent Representative: Connie Meek

Student Representative: Rhonda Fyffe ✓

Middle School Principal: Steve Whitaker

Middle School Teacher: Debbie Melvin

Athletic Director/Asst. Principal: Harry Burchett

High School Principal: Steve Trimble

Director of Pupil Personnel: Delbert Conley

Asst. Supt./Personnel Director: Arnold Rowland

2001-2002  
ACCOMMODATION OF INTERESTS AND ABILITIES  
SUMMARY PROGRAM CHART 1

KHSAA  
 Form T1  
 Rev. 07/01

**Participation Opportunities Test One**

		(Column 1)	(Column 2)	(Column 3)	(Column 4)
	Program	Enrollment	Percentage of Total Enrollment	Number of Interscholastic Participants (double and triple count)	Percentage of Total Participation
Row 1	GIRLS	440	46%	178	38%
Row 2	BOYS	508	54%	293	62%
Row 3	Totals	948	100%	471	100%

Instructions:

\*Number of 8<sup>th</sup> grade students & below used in Column 4 calculations if applicable: \_\_\_\_\_

- 1) Determine the total number of girls enrolled, (place in Row 1, Column 1). Determine the total number of boys enrolled, (place in Row 2, Column 1).
- 2) Add the total number of girls and boys enrolled to determine total enrollment, (place in Row 3, Column 1).
- 3) Calculate the percentage of total enrollment that is female. (Divide Row 1, Column 1 by row 3, Column 1 and place in Row 1, Column 2.) Calculate the percentage of total enrollment that is male. (Divide Row 2, Column 1 by Row 3, Column 1 and place in Row 2, Column 2.) Note: Row 1, Column 2 plus Row 2, Column 2 should total 100%.
- 4) Ask the head coaches to review the most updated eligibility or squad lists for their teams. Ask coaches to confirm the names of those individuals who are on the team as of the first **date of competition**, and cross out the names of those who were cut from the team or quit the team prior to the first competitive event. Determine the total number of interscholastic athletics participants that are girls, (and place in Row 1, Column 3). In order to determine the total number of athletics participants, an individual should be counted each time he or she participates on a team. For example, if Jane Doe competes on the varsity volleyball team, the junior varsity volleyball team, the junior varsity basketball team, and the varsity softball team, she should be counted as four participants (**do not include club or intramural sports participants, cheerleaders, dance teams, or pom squads**). Calculate the same way for boys and girls. \* In addition, should 8<sup>th</sup> grade students and below play on a Freshman, Junior Varsity, or Varsity team, they should also be counted for each team and sport on which they participate. If applicable, please asterisk the above notation as to how many 8<sup>th</sup> grade students & below are included. Using the same procedure, determine the total number of interscholastic athletic participants that are boys, (and place in Row 2, Column 3). Add Row 1, Column 3 plus Row 2, Column 3 to get total participants and place in Row 3, Column 3.
- 5) Calculate the percentage of female participation. (Row 1, Column 3 divided by Row 3, Column 3 and place in Row 1, Column 4.) Calculate the percentage of male participation. (Row 2, Column 3 divided by Row 3, Column 3 and place in Row 2, Column 4.) Note: Row 1, Column 4 plus Row 2, Column 4 should total 100%.

Note: While being within three percent is not a formal compliance standard; if the percent listed in Row 1, Column 4 is within 3% of Row 1, Column 2, then it provides a good target within which compliance is likely.

Principal's Signature: Harry E. Burckett Date: 04-08-2002

2001-2002  
**ACCOMMODATION OF INTERESTS AND ABILITIES**  
**SUMMARY PROGRAM CHART 2**

KHSAA  
 Form T2  
 Rev. 07/01

Participation Opportunities Test Two

		Column 1	Column 2	Column 3	Column 4	Column 5	
Program		Number of Teams Currently Offered	Number of Participants	Number of Teams Added in Last Five Years	Number of Participants Added in Last Five Years	Percent of Total Participation By Sex Added in Last 5 Years	
<b>GIRLS</b>	Row 1	varsity:	7	121	1	28	23%
	Row 2	j.v.:	4	42	1	19	45%
	Row 3	frosh:	1	15	0	0	0
	Row 4	total:	12	178	2	47	26.4%
<b>BOYS</b>	Row 5	varsity:	8	177	0	0	0
	Row 6	j.v.:	4	81	0	0	0
	Row 7	frosh:	2	35	0	0	0
	Row 8	total:	14	293	0	0	0

- 1) List the number of interscholastic teams offered for girls and boys at each competitive level (for example, varsity, junior varsity, and freshman levels). Total each of the entries in Column 1 into Row 4, Column 1 and Row 8, Column 1.
- 2) List the number of interscholastic teams that have been added in the last five years at each competitive level. Total each of the entries in Column 3 into Row 4, Column 3 and Row 8, Column 3.
- 3) List the number of participants that are currently on each level of the teams that were added in the last five years. Total each of the entries in Column 2 into Row 4, Column 2 for girls and Row 8, Column 2 for boys. If a team was added previously but no longer exists, there are no current participants to be added for that team.
- 4) List the number of participants added in the last 5 years. Total each of the entries made in Column 4 into Row 4, Column 4 for girls and Row 8, Column 4 for boys.
- 5) Calculate the percentage of participants that have been added in the last five years (Column 4 divided by Column 2 on each line). For example, if girls' varsity soccer (22 participants), junior varsity soccer (18 participants), junior varsity golf (8 participants), and freshman softball (15 participants) have been added in the last five years, then 63 participation opportunities have been added for girls. If the total number of female participants in the program is 96 (taken from Form T-1, Row 1, Column 3), then 65.6% of the current opportunities (63 of 96) have been added in the last five years. Perform similar calculations for male participants.

Note: If the percentage of current participants added in the last five years is 25% or greater, compliance with test two may be possible. If less than 25%, then compliance with test three should be analyzed. **CAUTION:** 25% is not a formal compliance standard.

Principal's Signature: Harry E. Bunker Date: 04-08-2002

**2001-2002**  
**ACCOMMODATION OF INTERESTS AND ABILITIES**  
**SUMMARY PROGRAM CHART 3**

**Participation Opportunities Test Three**

For any question answered "YES" identify the respective sport(s).

	GIRLS (Yes / No)		BOYS (Yes / No)
1. Is there an intramural team offered in a sport not now available in the interscholastic athletics program? (YES or NO)	No		No
2. For a sport <u>not</u> currently offered, is there sufficient interest to form a viable interscholastic team based on participation on an intramural team or community recreation teams? (YES or NO)	No		No
3. For a sport <u>not</u> currently offered, is there sufficient interest to form a viable interscholastic team with the interscholastic survey.	No		No
4. For a sport currently offered, is there interest to form a viable team for a junior varsity, freshman, or other intramural level that is not currently offered? (YES or NO)	No		No
5. If you answered YES to question (1), (2), (3) or (4), are there enough high schools in your geographic area offering the sport (at the appropriate level) to allow for the development of a reasonable schedule of competition. (YES or NO)	N/A		N/A

Principal's Signature: \_\_\_\_\_

*Harry E. Brubaker*

Date: \_\_\_\_\_

04-08-2002



2001-2002  
**ACCOMMODATION OF INTERESTS AND ABILITIES**  
**SUMMARY PROGRAM CHART 4**

KHSAA  
 Form T4  
 Rev. 07/01

Levels of Competition Test One

		(Column 1)	(Column 2)
	Team Levels	GIRLS	BOYS
Row 1	Total Number of Athletics Participants in All Levels	178	293
Row 2	Number of Varsity Teams Offered	7	8
Row 3	Number of Participants on all Varsity Teams	121	177
Row 4	Percentage of Total Varsity Participants By Sex	68%	60%
Row 5	Number of Junior Varsity Teams Offered	4	4
Row 6	Number of Participants on all Junior Varsity Teams	42	81
Row 7	Percentage of Total Junior Varsity Participants By Sex	24%	28%
Row 8	Number of Freshman Teams Offered	1	2
Row 9	Numbers of Participants on all Freshman Teams	15	35
Row 10	Percentage of Total Freshman Participants By Sex	8%	12%

- 1) Copy the number entered on Form T1, Row 1, Column 3 and place on Row 1, column 1 of this form.
- 2) Copy the number entered on Form T1, Row 2, Column 3 and place on Row 1, column 2 of this form.
- 3) List the number of teams at the varsity, junior varsity, and freshman levels for boys and girls (Rows #2,5,8) and place in the proper boxes in columns 1 and 2.
- 4) List the number of teams at the varsity, junior varsity, and freshman levels for boys and girls (Rows #3,6,9) and place in the proper boxes in columns 1 and 2.
- 5) Calculate the percentage of female and male participants at each level. (Rows #4,7,10)
  - Divide Row 3, Column 1 by Row 1, Column 1, and place the percentage in Row 4, Column 1.
  - Divide Row 3, Column 2 by Row 1, Column 2, and place the percentage in Row 4, Column 2.
  - Divide Row 6, Column 1 by Row 1, Column 1, and place the percentage in Row 7, Column 1.
  - Divide Row 6, Column 2 by Row 1, Column 2, and place the percentage in Row 7, Column 2.
  - Divide Row 9, Column 1 by Row 1, Column 1, and place the percentage in Row 10, Column 1.
  - Divide Row 9, Column 2 by Row 1, Column 2, and place the percentage in Row 10, Column 2.

Principal's Signature: Harry E. Bunklett Date: 04-08-2002

2001-2002

**BUDGETED AND ACTUAL EXPENDITURES - PROGRAM COMPARISON CHART  
TO INCLUDE BOOSTER CLUB FUNDING**

	equipment and supplies		travel		awards		coaches' salaries (to include supplemental and extended employment)		facilities improvements		publications (if sport-specific)	
	B	E	B	E	B	E	B	E	B	E	B	E
G basketball		\$6253. <sup>12</sup>		\$1,565. <sup>02</sup>		\$512. <sup>00</sup>	\$4,450. <sup>00</sup>	\$4,450. <sup>00</sup>		\$20,000. <sup>00</sup>		
B basketball		\$4,966. <sup>62</sup>		\$1,844. <sup>12</sup>		\$0. <sup>00</sup>	\$4,450. <sup>00</sup>	\$4,450. <sup>00</sup>		Both Teams		
G softball		\$2,496. <sup>44</sup>		\$606. <sup>45</sup>		\$0. <sup>00</sup>	\$2,000. <sup>00</sup>	\$2,000. <sup>00</sup>		\$5,000. <sup>00</sup>		
B baseball		\$829. <sup>40</sup>		\$707. <sup>40</sup>		\$81. <sup>78</sup>	\$2,000. <sup>00</sup>	\$2,000. <sup>00</sup>		\$4,500. <sup>00</sup>		
G cross country		\$604. <sup>21</sup>		\$154. <sup>02</sup>		\$0. <sup>00</sup>	\$1,000. <sup>00</sup>	\$1,000. <sup>00</sup>		0. <sup>00</sup>		
B cross country		Both		Both Teams		\$0. <sup>00</sup>	\$1,000. <sup>00</sup>	\$1,000. <sup>00</sup>		0. <sup>00</sup>		
G golf		\$132. <sup>00</sup>		Both Teams		\$0. <sup>00</sup>	\$1,500. <sup>00</sup>	\$1,500. <sup>00</sup>		0. <sup>00</sup>		
B golf		\$222. <sup>00</sup>		\$225. <sup>02</sup>		\$0. <sup>00</sup>	\$1,500. <sup>00</sup>	\$1,500. <sup>00</sup>		0. <sup>00</sup>		
G soccer		N/A		N/A		N/A	N/A	N/A		N/A		
B soccer		N/A		N/A		N/A	N/A	N/A		N/A		
G swimming		\$1,348. <sup>81</sup>		\$292. <sup>12</sup>		\$0. <sup>00</sup>	\$4,450. <sup>00</sup>	\$4,450. <sup>00</sup>		\$5,200. <sup>00</sup>		
B swimming		Both		Both		\$0. <sup>00</sup>	Both	Both		Both Teams		

All sports represented in annual fall program.

"B" is for budgeted dollar amounts and "E" is for actual dollar expenditures. Expenditures should include items provided by third parties such as Booster Clubs.

*Ray S. Dwyer*

Principal's Signature:

Date: 04-08-2002

**2001-2002  
BUDGETED AND ACTUAL EXPENDITURES - PROGRAM COMPARISON CHART 2  
TO INCLUDE BOOSTER CLUB FUNDING**

Teams	equipment and supplies		travel		awards		coaches' salaries (to include supplemental and extended employment)		facilities improvements		publications (if sport-specific)	
	B	E	B	E	B	E	B	E	B	E	B	E
G track		\$469. <sup>01</sup>		\$101. <sup>83</sup>		\$0. <sup>00</sup>	\$1,500. <sup>00</sup>	\$1,500. <sup>00</sup>				
B track		Both		Both		\$0. <sup>00</sup>	\$1,500. <sup>00</sup>	\$1,500. <sup>00</sup>		Track Resurfacing Contracted for Summer 2002.		
G tennis		N/A		N/A		N/A	N/A	N/A		N/A		
B tennis		N/A		N/A		N/A	N/A	N/A		N/A		
G volleyball		\$8,852. <sup>34</sup>		\$533. <sup>55</sup>		\$0. <sup>00</sup>	\$2,000. <sup>00</sup>	\$2,000. <sup>00</sup>			\$20,000. <sup>00</sup>	
B wrestling		\$1,577. <sup>45</sup>		\$1,026. <sup>39</sup>		\$140. <sup>00</sup>	\$3,000. <sup>00</sup>	\$3,000. <sup>00</sup>			\$20,000. <sup>00</sup>	
G (list sport)												
B (football)												
G (list sport)												
B (list sport)												

"B" is for budgeted dollar amounts and "E" is for actual dollar expenditures. Expenditures should include items provided by third parties such as Booster Clubs.

Principal's Signature: *Fang S. Buckles* Date: 04-08-2002

## 2001-2002 KHSAA TITLE IX ATHLETICS AUDIT

KHSAA  
Form T41  
Rev. 07/01

### Checklist - Overall Interscholastic Athletics Program

Areas of Compliance	ADVANTAGE TO (Respond based on Internal Evaluation by checking the appropriate column.)		
	GIRLS' PROGRAM	BOYS' PROGRAM	NEITHER PROGRAM
Equipment and Supplies			✓
Scheduling of Games and Practice Time			✓
Travel and Per Diem Allowances			✓
Coaching			✓
Locker Rooms, Practice and Competitive Facilities			✓
Medical and Training Facilities and Services			✓
Publicity			✓
Support Services			✓
Athletic Scholarships		✓	
Tutoring			✓
Housing and Dining Facilities and Services			✓
Recruitment of Student Athletes	N/A		

Principal's Signature: Harry E. Burdett Date: 04-08-2002

School Name: Johnson Central  
 School Year: 2001-2002  
 Principal's Signature: *Harry E. Burdett*  
 Date: \_\_\_\_\_

**2001-2002**  
**TITLE IX**  
**CORRECTIVE ACTION PLAN**

To complete this form, indicate the intended area which needs corrective action, the suggested change and time table for implementation. You may copy this form as needed. Please attach corrective action plans along with audit forms and submit by April 15, 2002.

ITEM FOR CORRECTION	SUGGESTED CHANGE	TIME TABLE FOR CORRECTIVE ACTION
See next three pages		

- An explanation (status report) is needed for all areas identified previously as items for correction as well as all areas currently identified as items for correction. This form shall be typed.

Principal's Signature: *Harry E. Burdett* Date: 04-08-2002

**JOHNSON COUNTY SCHOOLS  
2001-2002 TITLE IX/EQUITY PLAN**

**Reviewed by Johnson County BOE on May 21, 2001  
Updated by Equity Committee on April 12, 2002 (in bold print)**

Strategies/Activities	Person(s) Responsible	Start Date	End Date
1. As a part of the JCHS Consolidated Planning Needs Assessments, survey female students to determine what sports are viable offerings in [2000-2001] and in 2001-2002. [Annually]	Steve Trimble Harry Burchett Charlotte Dockery	February 2001	March 2001
2. Offer one additional girls' sport at JCHS in 2000-2001 and explore the feasibility of adding another girls' sport in 2001-2002. [ <b>Girls' JV volleyball was implemented Fall Semester 2000.</b> ]	Harry Burchett Steve Trimble	Fall Semester 2000	May 2001
2.5 Expand into Girls' Varsity Volleyball in 2001-02. [ <b>Implemented</b> ]	Harry Burchett Steve Trimble	Fall Semester 2001	May 2002
3. Develop an Equity Component and/or specific Equity Action Plans to the JCMS Consolidated Plan to address male-female student achievement differences evidenced on the latest CATs results. [ <b>Completed</b> ]	Steve Whitaker Ben Hamilton Tim Adams	August 2000	June 2002
4. At JCHS, gradually improve (consistent with the school's Perkins Vocational Plan) male-female balance in vocational classes that traditionally have been either male or female dominant.	Charlotte Dockery Steve Trimble	August 2000	June 2002
5. At JCHS, gradually improve the parity of male and female student performance on all sections of the ACT exam and state accountability assessments.	Charlotte Dockery	August 2000	June 2002

Strategies/Activities	Person(s) Responsible	Start Date	End Date
6. Raise the head softball coach's stipend from \$1,000 to \$2,000 (to the same level as the head baseball coach) and pay assistant softball coaches commensurate with baseball assistant coaches. <b>[Completed]</b>	Orville Hamilton Johnson County BOE Peggy Vanhoose	July 2000	On-going
7. Obtain (through donation?) a scoreboard for the girls' softball field. <b>[Implemented]</b>	Harry Burchett Steve Trimble	July 2000	June 2002
8. Arrange for lockers for use by the softball team (JCMS football lockers / 3 <sup>rd</sup> base side baseball lockers). <b>[Implemented]</b>	Steve Trimble Steve Whitaker Harry Burchett	July 2000	June 2001
9. Principals obtain financial information from all of the schools' booster organizations. <b>[Implemented]</b>	Peggy Vanhoose Steve Trimble Steve Whitaker	August 2000	June 2001 & On-going
10. All schools, including elementaries, develop an Equity Component to their 2000-2002 Consolidated Plans to address gender disparities in student academic performance, athletic & extracurricular opportunities, etc. <b>[Completed]</b>	All Elementary Principals	January 2000	May 2002
11. Upgrade girls' softball field with brick dust surface to allow for fewer rain outs. <b>[Implemented]</b>	Harry Burchett Steve Trimble Scott Rowland	July 2000	June 2001
12. Resurface track at Johnson Central High School.	Scott Rowland Harry Burchett Steve Trimble	June 2002	Fall 2002
13. Replacement of baseball lighting and poles to address Safety concerns with existing poles.	Scott Rowland Harry Burchett	June 2002	Fall 2002

14. Renovate Baseball/Softball Restroom Facilities	Scott Rowland	Spring 2002	Fall 2004
15. Upgrade of weight room facilities to accommodate all participants from every sport.	Scott Rowland Steve Trimble Harry Burchett	Spring 2002	Fall 2004
16. Replacement of center scoreboard in JCHS Fieldhouse to accommodate girls volleyball.	Steve Trimble Harry Burchett	Spring 2002	Spring 2002
17. Installation of safety piping along top of baseball/softball chain link fencing. (Implemented)	Steve Trimble Harry Burchett	Spring 2002	Spring 2002



**2001-2002 INTERSCHOLASTIC ATHLETICS SURVEY**

Summary Of Student Responses

School Name: Johnson Central  
 School Enrollment: 948  
 Date: 04-08-2002  
 Completed By: Harry E. Burchett

Instructions:

1. Summarize the Student Athletics Interest Surveys Form T-61 by listing the total number of responses on the line next to each sport.
2. Under the Other Category please provide a listing of the sports as well as the number of students who are interested in participating.
3. Please sign and date the Summary Form (T-63) and mail the Summary Form only to the KHSAA by April 15, 2002. Do not mail the student surveys (Form T-61). However, these Forms should be maintained in your files in the event they are requested subsequently.

948 Number of Surveys  
256 Total Returned *2/10*  
9-12 Grades Surveyed

How Was The Survey Administered? Administered through Regular Ed. Classes

Fall Sports (List Total Number of Participation Responses)

41 Cross Country (Girls)  
26 Cross Country (Boys)  
9 Field Hockey (Girls)  
127 Football (Boys)  
19 Golf (Girls)  
24 Golf (Boys)  
21 Soccer (Girls)  
17 Soccer (Boys)  
78 Volleyball (Girls)  
13 Volleyball (Boys)

Winter Sport (List Total Number of Participation Responses)

61 Basketball (Girls)  
64 Basketball (Boys)  
11 Gymnastics (Girls)  
13 Indoor Track (Girls)  
10 Indoor Track (Boys)  
31 Swimming & Diving (Girls)  
19 Swimming & Diving (Boys)  
25 Wrestling (Boys)

Spring Sport (List Total Number of Participation Responses)

<u>67</u>	Baseball (Boys)
<u>39</u>	Fast Pitch Softball (Girls)
<u>12</u>	Slow Pitch Softball (Girls)
<u>11</u>	Tennis (Girls)
<u>14</u>	Tennis (Boys)
<u>27</u>	Track (Girls)
<u>21</u>	Track (Boys)

Other Sports (From Student Survey T-61 Question 10)

Name of Sport	Number of Students Interested In Participating
<u>Fishing</u>	_____
<u>Hockey Sack</u>	_____
<u>Sporting Clays</u>	_____
<u>Ice Hockey</u>	_____
_____	_____
_____	_____
_____	_____
_____	_____

Number of Students who participate in Intramural Sports.  
(From Student Survey T-61 Question 5)

<u>Sport</u>	<u>Number</u>
<u>None Listed</u>	_____
_____	_____
_____	_____
_____	_____
_____	_____
_____	_____

List Intramural Sports students are interested in adding:  
(From Student Survey T-61 Question 6)

<u>Sport</u>	<u>Number</u>
<u>Rollerblading</u>	_____
<u>Roller Hockey</u>	_____
<u>Fishing</u>	_____
<u>Cow Tipping</u>	_____
_____	_____
_____	_____

Participation in Non-School Sports Activities  
 (From Student Survey T-61 Question 7)

<u>Sport</u>	<u>Number</u>
_____	_____
_____	_____
_____	_____
_____	_____
_____	_____
_____	_____

Reasons for not participating in interscholastic athletics.  
 (From Survey Question 8)

<u>Response</u>	<u>Number</u>
<u>28</u> I prefer other activities such as band, chorus, etc.	
<u>67</u> I don't have time	
<u>24</u> The practice schedules and game times are inconvenient	
<u>16</u> The sport I like isn't offered	
<u>14</u> It's too expensive	
<u>23</u> I prefer to participate in club or intramural sports	
<u>111</u> Working	
_____ Other	

Student Suggestions to encourage participation

---

---

---

---

---

---

---

---

---

---

*Harry E. Burdett*  
 \_\_\_\_\_  
**Principal's Signature**

*04/08/2002*  
 \_\_\_\_\_  
**Date**



Kentucky High School Athletic Association

**2002-2003 KENTUCKY HIGH SCHOOL ATHLETIC ASSOCIATION  
ANNUAL VERIFICATION OF TITLE IX PROCEDURES  
(To be submitted by April 15, 2003 along with other required forms)**

The Johnson Central High School, Paintsville, Kentucky  
(Name of High School) (City)

certifies to the Kentucky High School Athletic Association that the following is an accurate and true representation of the facts surrounding compliance with 20 U.S.C. Sections 1681-1688, et. Seq. (also known as Title IX)

**I certify the following provisions in accordance with records at the school contained in the permanent Title IX file, and to the best of my knowledge have completed the following tasks. (All boxes must be checked)**

- Established a gender equity committee at the high school. (list committee personnel and provide attachment if necessary)

Name	Address	Phone	Title
<u>See Attached Sheet</u>			

- Scheduled a minimum of three meetings during the 2002-2003 school year on the following dates:  
November 8, 2002  
April 14, 2003  
June 16, 2003

- Designated the following person(s) as the Title IX coordinator for the school/district:

Harry E. Burchett - Assistant Principal / A.D. 257 North Mayo Trail, Paintsville, KY (606)789-2500

Name	Title	Address	Phone
<u>Harry E. Burchett</u>	<u>Assistant Principal / A.D.</u>	<u>257 North Mayo Trail, Paintsville, KY</u>	<u>(606)789-2500</u>

- School personnel are continuing to make periodic reviews of the boys and girls athletics program reflected in the Corrective Action Plan.

- In addition to the above information, the above referenced school maintains a complete permanent file relative to Title IX records including copies of the self-assessment audit, all corrective action plans, and other related materials.

Steve Trimble  
Principal's Signature

April 14, 2003  
Date

D.L. Hamstra  
Superintendent Signature

G.K. Bell  
School Board Chairpersons' Signature

(Send original copy to KHSAA - Maintain duplicate in Title IX school folder)

**2002-2003 GENDER EQUITY COMMITTEE**  
**JOHNSON CENTRAL HIGH SCHOOL/JOHNSON COUNTY**

Chairperson	Harry E. Burchett
Girls' Coaching Staff Representatives	Phillip Wireman Lisa Wireman
Boys' Coaching Staff Representative	Darren Gamble
District Title IX Resource Person	Carol Sturgill
School Board Member	Danny Joe Daniels
School Board Attorney	Mike Schmitt
School Curriculum/Counseling	Noel Crum
Parent Representative	Karen Salyers
Student Representative	Alice Daniels
Middle School Principal	Steve Whitaker
Middle School Teacher	Debbie Melvin
Athletic Director/Asst. Principal	Harry Burchett
High School Principal	Steve Trimble
Director of Pupil Personnel	Delbert Conley
Asst Supt./Personnel Director	Arnold Rowland

**2002-2003**  
**ACCOMMODATION OF INTERESTS AND ABILITIES**  
**SUMMARY PROGRAM CHART 1**

KHSAA  
 Form T1  
 Rev. 9/02

**Participation Opportunities Test One**

		(Column 1)	(Column 2)	(Column 3)	(Column 4)
	Program	Enrollment	Percentage of Total Enrollment	Number of Interscholastic Participants (double and triple count)	Percentage of Total Participation
Row 1	GIRLS	480	49	229	46%
Row 2	BOYS	501	51	266	54%
Row 3	Totals	981	100%	495	100%

Instructions:

\*Number of 8<sup>th</sup> grade students & below used in Column 4 calculations if applicable: \_\_\_\_\_

- 1) Determine the total number of girls enrolled, (place in Row 1, Column 1). Determine the total number of boys enrolled, (place in Row 2, Column 1).
- 2) Add the total number of girls and boys enrolled to determine total enrollment, (place in Row 3, Column 1).
- 3) Calculate the percentage of total enrollment that is female. (Divide Row 1, Column 1 by row 3, Column 1 and place in Row 1, Column 2.) Calculate the percentage of total enrollment that is male. (Divide Row 2, Column 1 by Row 3, Column 1 and place in Row 2, Column 2.) Note: Row 1, Column 2 plus Row 2, Column 2 should total 100%.
- 4) Ask the head coaches to review the most updated eligibility or squad lists for their teams. Ask coaches to confirm the names of those individuals who are on the team as of the first **date of competition**, and cross out the names of those who were cut from the team or quit the team prior to the first competitive event. Determine the total number of interscholastic athletics participants that are girls, (and place in Row 1, Column 3). In order to determine the total number of athletics participants, an individual should be counted each time he or she participates on a team. For example, if Jane Doe competes on the varsity volleyball team, the junior varsity volleyball team, the junior varsity basketball team, and the varsity softball team, she should be counted as four participants (**do not include club or intramural sports participants, cheerleaders, dance teams, or pom squads**). Calculate the same way for boys and girls. \* In addition, should 8<sup>th</sup> grade students and below play on a Freshman, Junior Varsity, or Varsity team, they should also be counted for each team and sport on which they participate. If applicable, please asterisk the above notation as to how many 8<sup>th</sup> grade students & below are included in the totals. Using the same procedure, determine the total number of interscholastic athletic participants that are boys, (and place in Row 2, Column 3). Add Row 1, Column 3 plus Row 2, Column 3 to get total participants and place in Row 3, Column 3.
- 5) Calculate the percentage of female participation. (Row 1, Column 3 divided by Row 3, Column 3 and place in Row 1, Column 4.) Calculate the percentage of male participation. (Row 2, Column 3 divided by Row 3, Column 3 and place in Row 2, Column 4.) Note: Row 1, Column 4 plus Row 2, Column 4 should total 100%.

Note: While being within three percent is not a formal compliance standard; if the percent listed in Row 1, Column 4 is within 3% of Row 1, Column 2, then it provides a good target within which compliance is likely.

Principal's Signature: Nancy E. Burchett Date: 04-14-03

2002-2003  
**ACCOMMODATION OF INTERESTS AND ABILITIES**  
**SUMMARY PROGRAM CHART 2**

KHSAA  
 Form T2  
 Rev. 9/02

Participation Opportunities Test Two

		Column 1	Column 2	Column 3	Column 4	Column 5	
Program		Number of Teams Currently Offered	Number of Participants	Number of Teams Added in Last Five Years	Number of Participants Added in Last Five Years	Percent of Total Participation By Sex Added in Last 5 Years	
<b>GIRLS</b>	Row 1	varsity:	7	108	1	6	
	Row 2	j.v.:	7	101	4	40	
	Row 3	frosh:	3	20	2	5	
	Row 4	total:	17	229	7	51	22%
<b>BOYS</b>	Row 5	varsity:	8	156	0	0	
	Row 6	j.v.:	7	77	3	0	
	Row 7	frosh:	3	33	1	0	
	Row 8	total:	18	266	4	0	0%

- 1) For Column 1, list the number of interscholastic teams offered for girls and boys at each competitive level (varsity, junior varsity, and freshman). For girls, total each of the entries in Rows 1, 2, and 3 into Row 4. For boys, total Rows 5, 6, and 7 into Row 8.
- 2) For Column 2, list the number of participants at each level. For girls, total each of the entries in Rows 1, 2, and 3 into Row 4. For boys, total Rows 5, 6, and 7 into Row 8. **Note:** The totals in Row 4 for girls and in Row 8 for boys must be the same as the totals in Form T-1, Column 3, Rows 1 and 2 respectively.
- 3) For Column 3, list the number of interscholastic teams that have been added in the last five years at each competitive level. Count each team added during the 5 year period only one time. e.g. Girl's junior varsity soccer was added 3 years ago, count the team only once, not 3 times. For girls, total the entries in Rows 1, 2, and 3 into Row 4. For boys, total Rows 5, 6, and 7 into Row 8.
- 4) For Column 4, list the number of participants that are currently on each level of the teams that were added in the last five years. If a team was added previously but no longer exists, there are no current participants to be added for that team. For girls, total the entries in Rows 1, 2, and 3 into Row 4. For boys, total Rows 5, 6, and 7 into Row 8.
- 5) For Column 5, calculate the percentage of participants that have been added in the last five years. For girls, take the number in Column 4, Row 4 and divide by the number in Column 2, Row 4. For boys, take the number in Column 4, Row 8 and divide it by the number in Column 2, Row 8.

Note: If the percentage of current participants added in the last five years is 25% or greater, compliance with test two may be possible. If less than 25%, then compliance with test three should be analyzed. **CAUTION:** 25% is not a formal compliance standard.

Principal's Signature: Harry S. Burchett Date: 04-14-03

**2002-2003**  
**ACCOMMODATION OF INTERESTS AND ABILITIES**  
**SUMMARY PROGRAM CHART 3**

**Participation Opportunities Test Three**

For any question answered "YES" identify the respective sport(s).

	GIRLS (Yes / No)		BOYS (Yes / No)
1. For a sport not currently played at the interscholastic level (varsity, junior varsity, or freshman) in your school, is there an intramural team offered for that sport?	No		No
2. For a sport <u>not</u> currently offered in your interscholastic athletics program, is there sufficient interest to form a viable interscholastic team based on participation on an intramural team or community recreation teams?	No		No
3. For a sport <u>not</u> currently offered, is there sufficient interest to form a viable interscholastic team based on student responses from the interscholastic survey?	No		No
4. For a sport currently offered at the varsity level only, is there sufficient interest to form a viable team for a junior varsity, or freshman team that is not currently offered?	No		No
5. For a sport currently offered at the junior varsity or freshman level is there sufficient interest to form a varsity team not currently offered?	No		No
6. If you answered YES to question (1), (2), (3), (4), or (5), are there enough high schools in your geographic area offering the sport (at the appropriate level) to allow for the development of a reasonable schedule of competition?	N/A		N/A

Principal's Signature: Harry E. Burchett Date: 04-14-03



2002-2003

**ACCOMODATION OF INTERESTS AND ABILITIES+**  
**SUMMARY PROGRAM CHART 4**

**Levels of Competition Test One**

		Column 1	Column 2	Column 3
Girls	Team Levels	Number of Teams Currently Offered	Number of Participants	Percentage of Participants at Each Level
Row 1	varsity:	7	108	47%
Row 2	j.v.:	7	101	44%
Row 3	frosh:	3	20	9%
Row 4	total:	17	229	100%
Boys				
Row 5	varsity:	8	156	59%
Row 6	j.v.:	7	77	29%
Row 7	frosh:	3	33	12%
Row 8	total:	18	266	100%

- 1) Column 1, list the number of interscholastic teams offered for girls and boys at each competitive level; varsity, junior varsity, and freshman. (Refer to Form T-2, Accommodation of Interests and Abilities, Summary Program Chart 2, Column 1.)
- 2) For Column 2, list the number of participants at each level. For girls, total the entries in Rows 1, 2, and 3 into Row 4. For boys, total the entries in Rows 5, 6, and 7 into Row 8. (Refer to Form T-2, Accommodation of Interests and Abilities, Summary Program Chart 2, Column 2.)
- 3) For Column 3, calculate the percentage of female and male participants at each level.
  - For girls' varsity, junior varsity, and frosh, respectively:
    - Divide Column 2, Row 1 by Column 2, Row 4, and place the percentage in Column 3, Row 1.
    - Divide Column 2, Row 2 by Column 2, Row 4, and place the percentage in Column 3, Row 2.
    - Divide Column 2, Row 3 by Column 2, Row 4, and place the percentage in Column 3, Row 3.
    -
  - For boys' varsity, junior varsity, and frosh, respectively:
    - Divide Column 2, Row 5 by Column 2, Row 8, and place the percentage in Column 3, Row 5.
    - Divide Column 2, Row 6 by Column 2, Row 8, and place the percentage in Column 3, Row 6.
    - Divide Column 2, Row 7 by Column 2, Row 8, and place the percentage in Column 3, Row 7.

Principal's Signature: Henry E. Burchett Date: 04-14-03

**2002-2003  
BUDGETED AND ACTUAL EXPENDITURES - PROGRAM COMPARISON CHART  
TO INCLUDE BOOSTER CLUB FUNDING**

	equipment and supplies		travel		awards		coaches' salaries (to include supplemental and extended employment)		facilities improvements		publications (if sport-specific)	
	B	E	B	E	B	E	B	E	B	E	B	E
G basketball	\$7,526	\$7,526	\$20,589	\$20,589			\$4,450	\$4,450	\$4,000	\$4,000		
B basketball	\$5,179	\$5,179	\$957	\$957			\$4,450	\$4,450				
G softball	\$2,527	\$2,527	\$455	\$455			\$2,000	\$2,000				
B baseball	\$3,810	\$3,810	\$35	\$35			\$2,000	\$2,000	\$120,000	\$120,000		
G cross country	\$68	\$68	\$118	\$118		\$75	\$1,000	\$1,000				
B cross country	\$68	\$68	\$118	\$118		\$75	\$1,000	\$1,000				
G golf	\$126	\$126	\$343	\$343		\$50	\$1,500	\$1,500				
B golf	\$460	\$460	\$343	\$343		\$50	\$1,500	\$1,500				
G soccer												
B soccer												
G swimming	\$770	\$770	\$247	\$247			\$2,725	\$2,725				
B swimming	\$770	\$770	\$247	\$247			\$2,725	\$2,725				

1. Budget and expenditures on this 2002-2003 year report due by April 15, 2003, should reflect the total monies budgeted and spent for the entire year of 2001-2002 ending June 30, 2002.
2. "B" is for budgeted dollar amounts and "E" is for actual dollar expenditures.
3. Booster Club Funding/Contributions must be included in the expenditures total.

**Principal's Signature:** *Harry E. Sanders* **Date:** 04-14-03

## 2002-2003 KHSAA TITLE IX ATHLETICS AUDIT

KHSAA  
Form T41  
Rev. 9/02

### Checklist - Overall Interscholastic Athletics Program

Areas of Compliance	ADVANTAGE TO (Respond based on Internal Evaluation by checking the appropriate column.)		
	GIRLS' PROGRAM	BOYS' PROGRAM	NEITHER PROGRAM
<b>OPPORTUNITIES</b>			
Accommodation of Interest and Abilities			x
<b>BENEFITS</b>			
Equipment and Supplies			X
Scheduling of Games and Practice Time			X
Travel and Per Diem Allowances			X
Coaching			X
Locker Rooms, Practice and Competitive Facilities			X
Medical and Training Facilities and Services			X
Publicity			X
Support Services			X
Athletic Scholarships			X
Tutoring			X
Housing and Dining Facilities and Services			X
Recruitment of Student Athletes			X

Principal's Signature: Harry S. Bunchette Date: 04-14-03

**2002-2003  
BUDGETED AND ACTUAL EXPENDITURES - PROGRAM COMPARISON CHART 2  
TO INCLUDE BOOSTER CLUB FUNDING**

Teams	equipment and supplies		travel		awards		coaches' salaries (to include supplemental and extended employment)		facilities improvements		publications (if sport-specific)	
	B	E	B	E	B	E	B	E	B	E	B	E
G track			\$75	\$75			\$1,500	\$1,500	\$17,500	\$17,500		
B track			\$75	\$75			\$1,500	\$1,500	\$17,500	\$17,500		
G tennis												
B tennis												
G volleyball	\$442	\$442	\$540	\$540	\$147	\$147	\$2,000	\$2,000				
B wrestling	\$6,453	\$6,453	\$1,052	\$1,052			\$3,000	\$3,000				
G (list sport)												
B (football)	\$2,424	\$2,424	\$10,830	\$10,830	\$250	\$250	\$4,450	\$4,450				
G (list sport)												
B (list sport)												

- Budget and expenditures on this 2002-2003 year report due by April 15, 2003, should reflect the total monies budgeted and spent for the entire year of 2001-2002 ending June 30, 2002.
- "B" is for budgeted dollar amounts and "E" is for actual dollar expenditures.
- Booster Club Funding/Contributions must be included in the expenditures total.

Principal's Signature: *Benny S. Truesdale*

Date: 04-14-03

School Name: **Johnson Central**      **2002-2003**  
 School Year: **2002 - 2003**      **TITLE IX**  
 Principal's Signature: *Harry E. Burdett*      **CORRECTIVE ACTION PLAN**  
 Date: 04-14-03

To complete this form, indicate the intended area which needs corrective action, the suggested change and time table for implementation. You may copy this form as needed. Please attach corrective action plans along with audit forms and submit by April 15, 2003.

ITEM FOR CORRECTION	SUGGESTED CHANGE	TIME TABLE FOR CORRECTIVE ACTION
See Attached Plan!		

▪ An explanation (status report) is needed for all areas identified previously as items for correction as well as all areas currently identified as items for correction. This form shall be typed.

Principal's Signature: *Harry E. Burdett*      Date: 04-14-03

**JOHNSON COUNTY SCHOOLS  
2002-2003 TITLE IX/EQUITY PLAN**

**Reviewed by Johnson County BOE on May 21, 2001  
Updated by Equity Committee on April 14, 2003(in bold print)**

Strategies/Activities	Person(s) Responsible	Start Date	End Date
1. As a part of the JCHS Consolidated Planning Needs Assessments, survey female students to determine what sports are viable offerings in [2000-2001] and in 2001-2002. [Annually]	Steve Trimble Harry Burchett Charlotte Dockery	February 2001	March 2001
2. Offer one additional girls' sport at JCHS in 2000-2001 and explore the feasibility of adding another girls' sport in 2001-2002. [Girls' JV volleyball was implemented Fall Semester 2000.]	Harry Burchett Steve Trimble	Fall Semester 2000	May 2001
2.5 Expand into Girls' Varsity Volleyball in 2001-02. [Implemented]	Harry Burchett Steve Trimble	Fall Semester 2001	May 2002
3. Develop an Equity Component and/or specific Equity Action Plans to the JCMS Consolidated Plan to address male-female student achievement differences evidenced on the latest CATs results. [Completed]	Steve Whitaker Ben Hamilton Tim Adams	August 2000	June 2002
4. At JCHS, gradually improve (consistent with the school's Perkins Vocational Plan) male-female balance in vocational classes that traditionally have been either male or female dominant. [In Progress]	Charlotte Dockery Steve Trimble	August 2000	June 2002
5. At JCHS, gradually improve the parity of male and female student performance on all sections of the ACT exam and state accountability assessments. [In Progress]	Charlotte Dockery	August 2000	June 2002

Strategies/Activities	Person(s) Responsible	Start Date	End Date
* 6. Raise the head softball coach's stipend from \$1,000 to \$2,000 (to the same level as the head baseball coach) and pay assistant softball coaches commensurate with baseball assistant coaches. <b>[Completed]</b>	Orville Hamilton Johnson County BOE Peggy Vanhoose	July 2000	On-going
* 7. Obtain (through donation?) a scoreboard for the girls' softball field. <b>[Implemented]</b>	Harry Burchett Steve Trimble	July 2000	June 2002
* 8. Arrange for lockers for use by the softball team (JCMS football lockers / 3 <sup>rd</sup> base side baseball lockers). <b>[Implemented]</b>	Steve Trimble Steve Whitaker Harry Burchett	July 2000	June 2001
* 9. Principals obtain financial information from all of the schools' booster organizations. <b>[Implemented]</b>	Peggy Vanhoose Steve Trimble Steve Whitaker	August 2000	June 2001 & On-going
10. All schools, including elementaries, develop an Equity Component to their 2000-2002 Consolidated Plans to address gender disparities in student academic performance, athletic & extracurricular opportunities, etc. <b>[Completed]</b>	All Elementary Principals	January 2000	May 2002
* 11. Upgrade girls' softball field with brick dust surface to allow for fewer rain outs. <b>[Implemented]</b>	Harry Burchett Steve Trimble Scott Rowland	July 2000	June 2001
* 12. Resurface track at Johnson Central High School. <b>[Completed]</b>	Scott Rowland Harry Burchett Steve Trimble	June 2002	Fall 2002
* 13. Replacement of baseball lighting and poles to address Safety concerns with existing poles. <b>[Completed]</b>	Scott Rowland Harry Burchett	June 2002	Fall 2002

* 14. Renovate Baseball/Softball Restroom Facilities [In Progress]	Scott Rowland	Spring 2002	Fall 2004
* 15. Upgrade of weight room facilities to accommodate all participants from every sport. [Under Construction]	Scott Rowland Steve Trimble Harry Burchett	Spring 2002	Fall 2004
* 16. Replacement of center scoreboard in JCHS Fieldhouse to accommodate girls volleyball. [Completed]	Steve Trimble Harry Burchett	Spring 2002	Spring 2002
* 17. Installation of safety piping along top of baseball/softball chain link fencing. [Implemented]	Steve Trimble Harry Burchett	Spring 2002	Spring 2002
* 18. Installation of screen netting on both baseball/softball fields.	Steve Trimble Harry Burchett	Spring 2003	Spring 2004
* 19. Repair / Replace Track Long Jump and Field Equip. [In Progress]	Steve Trimble Scott Rowland	Spring 2003	Spring 2004
* 20. Publish Seasonal Sports Programs. [In Progress]	Harry Burchett Coaches	Spring 2003	Spring 2004
* 21. Upgrade Softball Lighting.	Scott Rowland Steve Trimble	Fall 2003	Spring 2005
* 22. Upgrade Scoreboards at Football/Baseball Fields.	Steve Trimble Scott Rowland	Fall 2003	Spring 2005
* 23. Provide adequate matting for Wrestling, Cheer, & Dance. [In Progress]	Steve Trimble Harry Burchett	Fall 2003	Fall 2004



## 2002-2003 INTERSCHOLASTIC ATHLETICS SURVEY

### Summary of Student Responses

School Name: Johnson Central  
School Enrollment: 981  
Date: 04/14/20003  
Completed By: Harry E. Burchett

#### Instructions:

1. Summarize the Student Athletics Interest Surveys Form T-61 by listing the total number of responses on the line next to each sport.
2. Under the Other Category please provide a listing of the sports as well as the number of students who are interested in participating.
3. Please sign and date the Summary Form (T-63) and mail the Summary Form only to the KHSAA by April 15, 2003. Do not mail the student surveys (Form T-61). However, these Forms should be maintained in your files in the event they are requested subsequently.

981 Number of Surveys  
617 Total Returned *6/2/03*  
9-12 Grades Surveyed

How Was The Survey Administered? Advisor / Advisee  
(e.g. was it given in all English classes, or all home rooms, or advisee/advisor?)

#### Fall Sports (List Total Number of Participation Responses)

62 Cross Country (Girls)  
37 Cross Country (Boys)  
11 Field Hockey (Girls)  
131 Football (Boys)  
28 Golf (Girls)  
33 Golf (Boys)  
24 Soccer (Girls)✓  
18 Soccer (Boys)✓  
67 Volleyball (Girls)\*  
21 Volleyball (Boys)

#### Winter Sport (List Total Number of Participation Responses)

57 Basketball (Girls)  
68 Basketball (Boys)  
15 Gymnastics (Girls)  
8 Indoor Track (Girls)  
11 Indoor Track (Boys)  
36 Swimming & Diving (Girls)  
29 Swimming & Diving (Boys)  
35 Wrestling (Boys)

Spring Sport (List Total Number of Participation Responses)

64 Baseball (Boys)  
 36 Fast Pitch Softball (Girls)  
 17 Slow Pitch Softball (Girls)  
 15 Tennis (Girls) ✓  
 19 Tennis (Boys) ✓  
 21 Track (Girls)  
 29 Track (Boys)

Other Sports (From Student Survey T-61 Question 10)

Name of Sport	Number of Students Interested In Participating
Polo	
Field Hockey	
Fishing	
Pool	
Video Games	
Hackey Sack	

Number of Students who participate in Intramural Sports.  
(From Student Survey T-61 Question 5)

Sport	Number

List Intramural Sports students are interested in adding:  
(From Student Survey T-61 Question 6)

Sport	Number
Fishing	
Polo	
Field Hockey	
Pool	
Soccer	

Participation in Non-School Sports Activities  
 (From Student Survey T-61 Question 7)

<u>Sport</u>	<u>Number</u>
Soccer	
Fishing	

Reasons for not participating in interscholastic athletics.  
 (From Survey Question 8)

<u>Response</u>	<u>Number</u>
39 ___ I prefer other activities such as band, chorus, etc.	
96 ___ I don't have time	
34 ___ The practice schedules and game times are inconvenient	
17 ___ The sport I like isn't offered	
17 ___ It's too expensive	
26 ___ I prefer to participate in club or intramural sports	
147 ___ Working	
___ Other	

Student Suggestions to encourage participation

---



---



---



---



---

*Harry C. Burchett*  
 Principal's Signature

04-14-03  
 Date